

13,811

HYGIENE ITEMS
DISTRIBUTED

6,812

CLOTHING
PANTRIES

4,470

DIAPER PACKS
DISTRIBUTED

13,852

VOLUNTEER
HOURS

770

CLIENTS
SERVED AT
MOBILE PANTRIES

200

DELIVERIES
TO ELDERLY CLIENTS

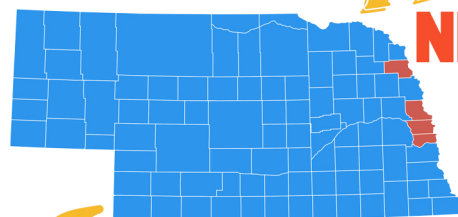
55,907
FOOD PANTRIES



AREAS
WE
SERVED

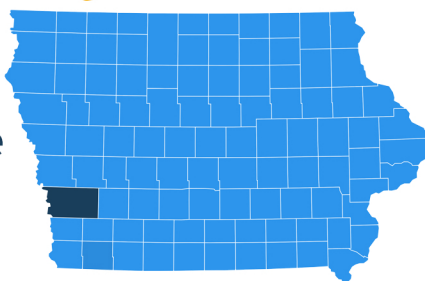
NEBRASKA
COUNTIES

Douglas
Sarpy
Thurston
Washington



January
THRU
December

IOWA
COUNTIES
Pottawattamie



WHO WE SERVE AT

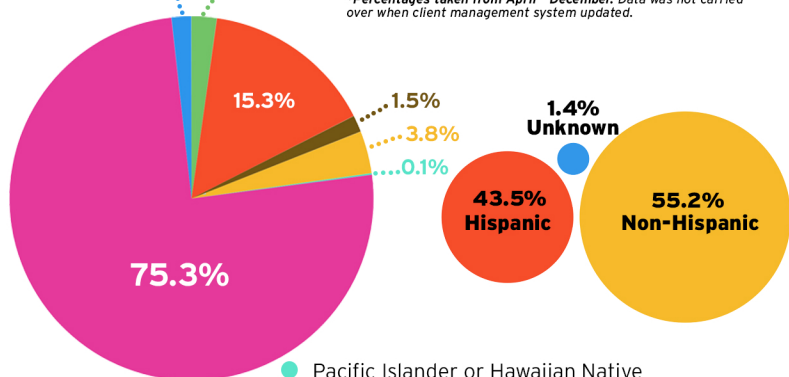
Heartland Hope MISSION



PEOPLE
WHO ARE

WORKING POOR,
IN A CRISIS,
OR LOW-INCOME

1.7% 2.2%



*Percentages taken from April - December. Data was not carried over when client management system updated.

- White
- Asian
- Black or African American
- Unknown
- Multi-Racial
- Native American or Alaska Native
- Pacific Islander or Hawaiian Native

Heartland Hope Mission saw a
25% increase in
food pantry
distribution from last year's number

DID YOU KNOW?

2020 HIGHLIGHTS



1,245 children received
Christmas toys
for our family holiday assistance

215

children received
clothing & school supplies

